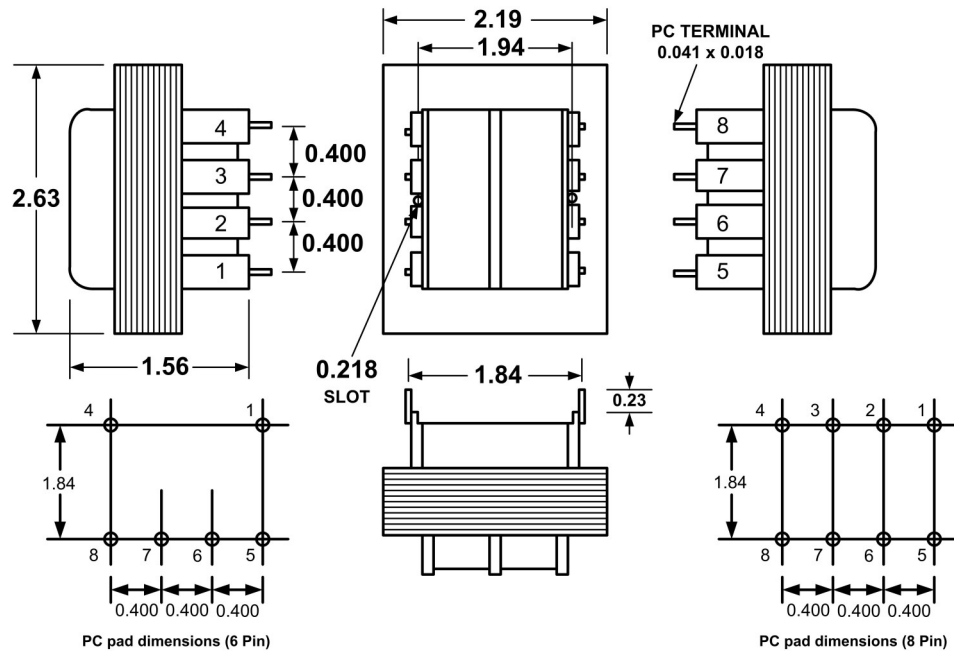


# SZ & DSZ - PRINTED CIRCUIT MOUNT, HORIZONTAL, STANDARD PROFILE POWER TRANSFORMER

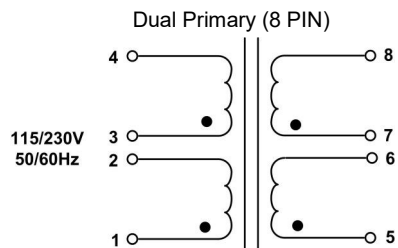
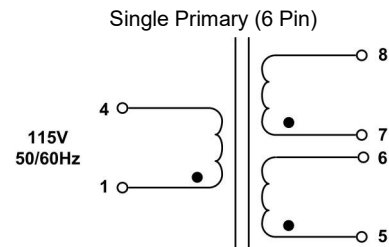


1. Electrical Specifications
  - A. Maximum Power: 36VA
  - B. Input Voltage and Frequency: 115/230V, 115V @ 50/60Hz
  - C. Voltage Regulation: 13% TYP @ Full Load to No Load
  - D. Temperature Rise: 40°C TYP
  - E. Insulation Resistance: > 1 MEG ohm
  - F. Hi-Pot: 2500 Vrms 1 minute
2. Agency Approval:
  - UL/cUL 5085-2 Recognized (File E47299)
  - Insulation System (File E95662)



Part No.			
115V	115/230V	Series Connection	Parallel Connection
SZ7-10	DSZ7-10	10VCT @ 3.6A	5V @ 7.2A
SZ7-126	DSZ7-12	12.6VCT @ 2.85A	6.3V @ 5.70A
SZ7-16	DSZ7-16	16VCT @ 2.25A	8V @ 4.50A
SZ7-20	DSZ7-20	20VCT @ 1.80A	10V @ 3.60A
SZ7-24	DSZ7-24	24VCT @ 1.50A	12V @ 3.0A
SZ7-28	DSZ7-28	28VCT @ 1.30A	14V @ 2.60A
SZ7-36	DSZ7-36	36VCT @ 1.0A	18V @ 2.0A
SZ7-48	DSZ7-48	48VCT @ 0.75A	24V @ 1.5A
SZ7-56	DSZ7-56	56VCT @ 0.65A	28V @ 1.30A
SZ7-120	DSZ7-120	120VCT @ 0.30A	60V @ 0.60A

WEIGHT : 1.10 Lbs.



• Indicates Like Polarity

	<b>POWER TRANSFORMER</b>	<b>SZ7 -XXX DSZ7 -XXX</b>	
CONTENTS OF THIS DRAWING ARE SUBJECT TO CHANGE WITHOUT PRIOR NOTICE	<b>Powervolt Inc.</b> 300 W Factory Road, Addison, IL - 60101	Dim: Inches	Sheet 1 of 1
PROPRIETARY NOTICE: THIS DRAWING PRINT OR DOCUMENT AND SUBJECT MATTER DISCLOSED HEREIN ARE PROPRIETARY ITEMS TO WHICH WABASH TRANSFORMER RETAINS THE EXCLUSIVE RIGHT OF DISSEMINATION, MANUFACTURE AND SALE. THIS DRAWING, PRINT OR DOCUMENT IS SUBMITTED IN CONFIDENCE FOR CONSIDERATION BY THE RECIPIENT ALONE UNLESS PERMISSION FOR FURTHER DISCLOSURE IS EXPRESSLY GRANTED IN WRITING			